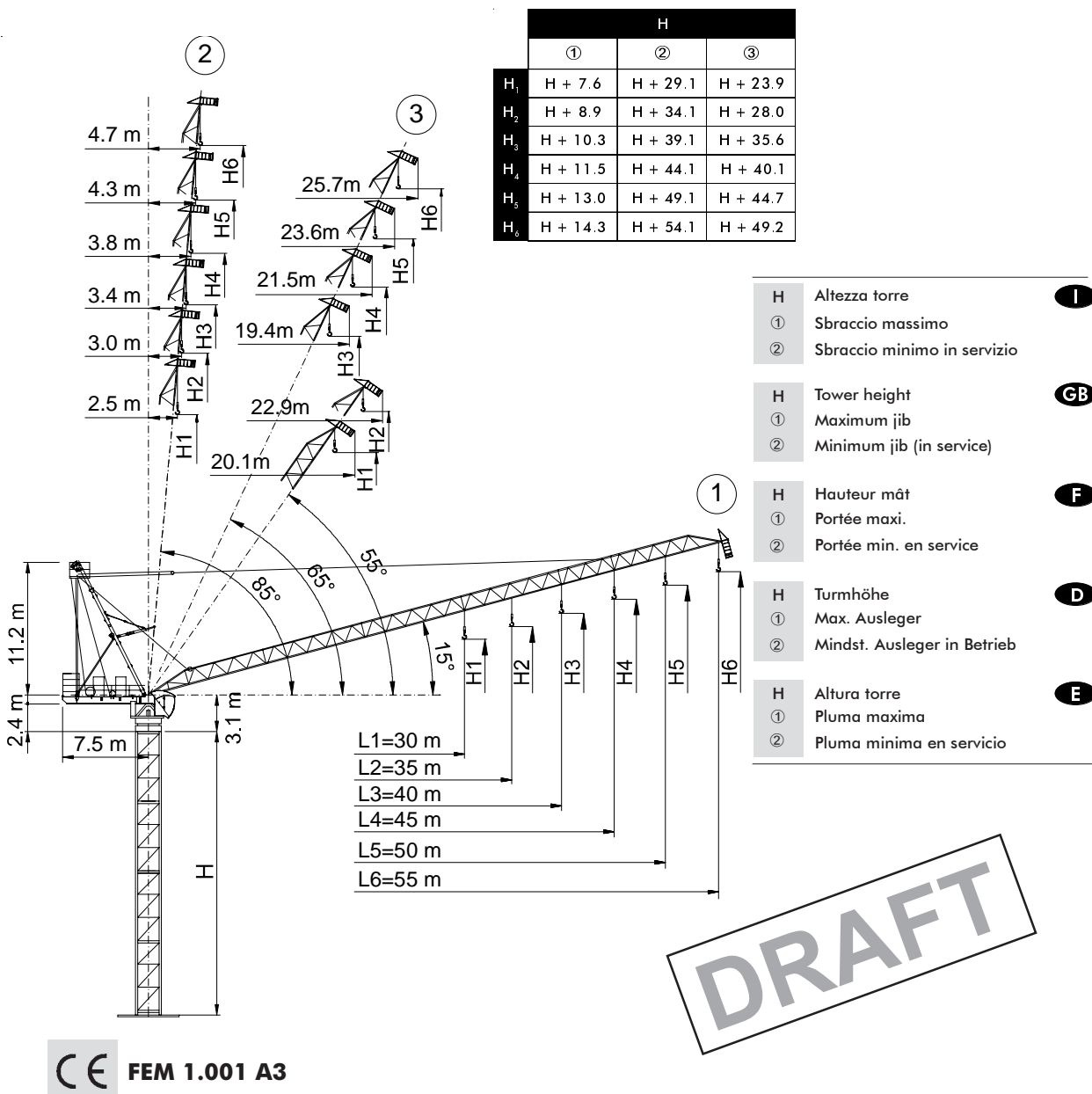




- Gru a torre a braccio impennabile  
Luffing Jib Tower Crane • Grue à tour à flèche relevable
- Turmdrehkran mit Steilstellung-Ausleger  
• Grua torre de pluma abatible



DRAFT

CTL 180-16 H20

CE FEM 1.001 A3

THE ULTIMATE CRANE™

Dati illustrativi non impegnativi  
Con riserva di modifica senza preavviso

Specifications and data not binding  
Subject to modification without notice

Données techniques seulement indicatives  
Modifications réservées sans préavis

Angaben und Beschreibung unverbindlich  
Änderungen vorbehalten ohne weitere Mitteilung

Dibuyos y datos sin compromiso  
Modificaciones reservadas sin preaviso

UTE.DOC. REV.000



# CTL 180-16

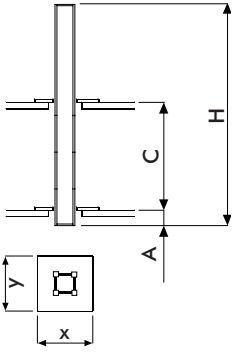
**Diagramma di portata** (I) **Courbes de charges** (F) **Curvas de cargas** (E)  
**Load Diagram** (GB) **Lastkurven** (D)

CTL 180-16													
		m	15	20	25	30	35	40	45	50	55		
	8 t	- 25.5	m	t	8.00	8.00	8.00	6.33	4.97	3.95	3.15	2.52	2.00
	8 t	- 28.6	m	t	8.00	8.00	8.00	7.46	5.90	4.73	3.82	3.10	
	12 t	- 20.5	m	t	12.00	12.00	9.19	7.06	5.54	4.40	3.51	2.80	
	8 t	- 29.70	m	t	8.00	8.00	8.00	7.90	6.31	5.12	4.20		
	12 t	- 21.2	m	t	12.00	12.00	9.70	7.53	5.97	4.80	3.90		
	8 t	- 25.4	m	t	8.00	8.00	8.00	7.75	6.18	5.00	*		
	12 t	- 22.0	m	t	12.00	12.00	10.19	7.97	6.38	5.20			
	16 t	- 17.1	m	t	16.00	13.26	9.96	7.75	6.18	5.00			
	8 t	- 28.5	m	t	8.00	8.00	8.00	7.95	6.40	*			
	12 t	- 22.2	m	t	12.00	12.00	10.34	8.16	6.60				
	16 t	- 17.2	m	t	16.00	13.37	10.12	7.95	6.40				
	8 t	- 30.0	m	t	8.00	8.00	8.00	8.00					
	12 t	- 22.9	m	t	12.00	12.00	10.81	8.60					
	16 t	- 17.7	m	t	16.00	13.91	10.60	8.40					

DRAFT

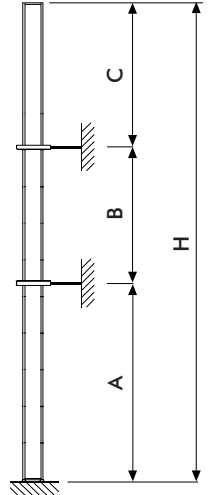
\* = + 500 kg [ - 35 m - 40 m] (i)

**Altre installazioni** (I) **Autres implantations** (F) **Otras implantaciones** (E)  
**Other configurations** (GB) **Aufstellmöglichkeiten** (D)



(i)

Gru climbing (I)  
 Bottom climbing crane (GB)  
 Téléscoage sur dalles (F)  
 Kletterkrane im Gebäude (D)  
 Telescoage grua trepadora (E)



(i)

Gru ancorata (I)  
 Crane tied to the structure (GB)  
 Grue ancrée (F)  
 Geankerter Kran (D)  
 Grua anclada (E)

H 20									
[m]									
	L <sub>1</sub>	L <sub>2-3</sub>	L <sub>4,5</sub>	L <sub>6</sub>	L <sub>1</sub>	L <sub>2-3</sub>	L <sub>4,5</sub>	L <sub>6</sub>	
C <sub>min</sub>	14				12				
H <sub>max</sub>	48.75	45	41.25	37.5	45	41.25	37.5	33.75	
A <sub>min</sub>	1								
x	2.6								
y	2.08								

H20 R4				
[m]				
	L <sub>1</sub>	L <sub>2-3</sub>	L <sub>4,5</sub>	L <sub>6</sub>
A <sub>min/max</sub>	2.5/4.2	2.5/4.0	2.5/3.6	2.5/3.3
B <sub>min/max</sub>	18.75/22.5	18.75/22.5	18.75/22.5	18.75/22.5
C <sub>max</sub>	34	31	28	25
H <sub>max</sub>	(i)			



# CTL 180-16

Torre  
Tower

I  
GB

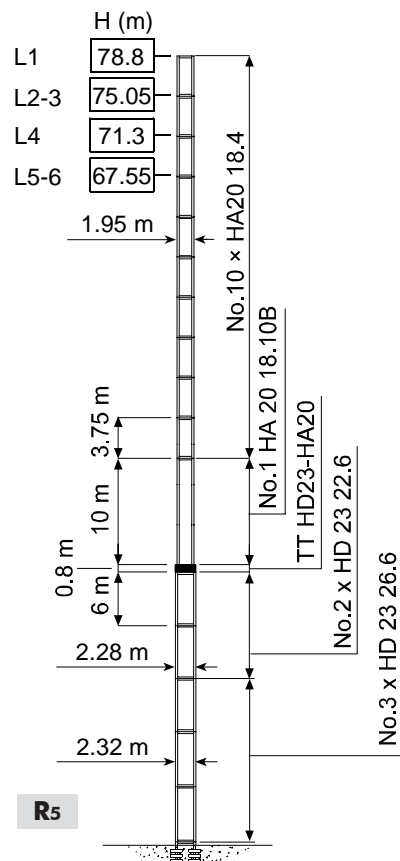


Tour  
Turm

F  
D

Mástil

E

## H20



DRAFT

H	Altezza torre	I
H	Tower height	GB
H	Hauteur mât	F
H	Turmhöhe	D
H	Altura torre	E



# CTL 180-16

Meccanismi  
Mechanisms

I  
GB

Mécanismes  
Antriebe

F  
D

Mecanismos

E

45 AFC 80 D3	125 kVA	400 V - 50 Hz / 460 V - 60 Hz	2000/14/CE

	45 AFC 80 D3				kW	
			m/min	t		
	45 AFC 80 D3		0 ⇨ 30	8	45	560 m
			0 ⇨ 39	6		
			0 ⇨ 56	4		
			0 ⇨ 97	2		
			0 ⇨ 110	1.7		
			0 ⇨ 20	12		
			0 ⇨ 26	9		
			0 ⇨ 37	6		
			0 ⇨ 64.5	3		
			0 ⇨ 73.5	2.55		
			0 ⇨ 15	16		
			0 ⇨ 19.5	12		
			0 ⇨ 28	8		
			0 ⇨ 48.5	4		
			0 ⇨ 55	3.4		

	45 LFC	2 min	45 kW
	SCC 2 2 100	0 ⇨ 0.8 r.p.m.	2 × 7 kW
	TSR 2RG 4M8	12 ⇨ 24 m/min	4 × 80 Nm

DRAFT

	Sollevamento	I	Hoisting	GB	Levage	F	Heben	D	Elevación	E
	Brandeggio		Luffing		Relevage		Ausleger-Einziehen		Elevación de pluma	
	Rotazione		Slewing		Orientation		Schwenken		Orientación	
	Traslazione		Travelling		Translation		Schienenfahren		Traslación	
	Direttiva sul livello acustico		Directive on noise level		Directive sur le niveau acoustique		Richtlinie für den Schall-Leistungspegel		Directiva sobre el nivel acustico	
	Consultateci		Consult us		Nous consulter		Auf Anfrage		Consultarnos	
	Potenza totale richiesta		Power requirements		Puissance totale nécessaire		Geforderte Stromstärke		Potencia necesaria	
	Alimentazione		Power supply		Alimentation		Stromversorgung		Alimentación	

## Gru Comedil s.r.l.

A Terex Company

Via S. Egidio 42/A, 33074 Fontanafredda (PN) - Italy  
Tel. (+39) 0434 567 311 - Telefax (+39) 0434 998631

Internet e-mail: info@comedil.com  
Internet home page: www.comedil.com

## Divisione Automontanti

Via Alessandrina, 25 - 20095 Cusano Milanino (MI) - Italy  
Tel. (+39) 02 613 16011 - Telefax (+39) 02 613 16034

Internet e-mail: info.CBR@comedil.com